




1. SNOWY WHITE




2. LEMON




3. SPRING GREEN



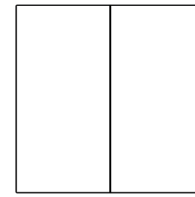
4. SPEARMINT




5. SEAFOAM




6. GREEN GRASS




7. OLIVE




8. FERN




9. PICKLE




10. FOREST GREEN




11. CHARCOAL



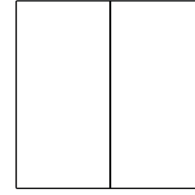
12. FUCHSIA



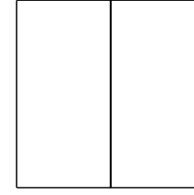
13. VIOLET




14. LILAC




15. AMETHYST



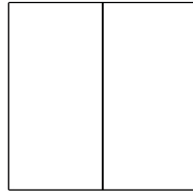
16. GRAPE




17. SKY BLUE




18. BABY BLUE




19. CORNFLOWER



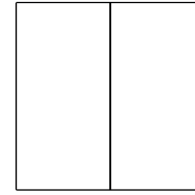
20. TRUE BLUE




21. IRIS




22. DENIM




23. PRUSSIAN BLUE



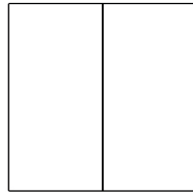
24. SAPPHIRE




25. PEBBLE




26. SMOKEY GREY




27. ROSEWOOD



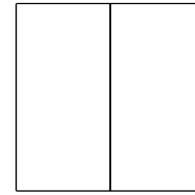
28. WALNUT




29. DARK CHOCOLATE




30. RUSSET




31. CINNAMON




32. GINGERBREAD




33. PAPRIKA




34. CHERRY



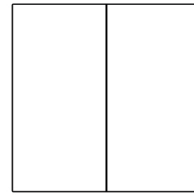
35. HONEY



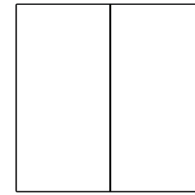
36. MARMALADE




37. RED BRICK




38. CRIMSON




39. FLAMINGO




40. ROSE




41. BUBBLEGUM




42. FRUIT PUNCH



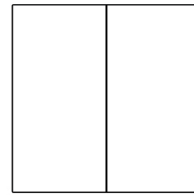
43. CORAL



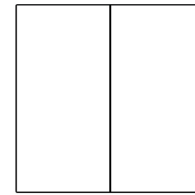
44. CANTALOUPE



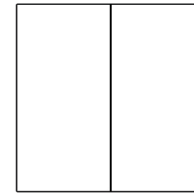
45. APRICOT



46. SUNSET



47. BUTTERCUP



48. PINEAPPLE

To use:

Colour over each entire square with each colour of pencil. Work over one half of the square with water and a brush to create the watercolour effect. Use this sheet as a reference when working on projects!

Watercolour Pencils Colouring Chart Sheet